



KAPIL RAJ FINANCE LIMITED

CIN : L65929DL1985PLC022788

October 13, 2015

To,
Metropolitan Stock Exchange of India,
(Formerly known as MCX Stock Exchange
Limited)
4th Floor, Vibgyor Tower,
Bandra Kurla Complex,
Bandra (E), Mumbai – 400 098

Ref: Submission of Shareholding Pattern for the quarter ended September 30, 2015

Dear Sir,

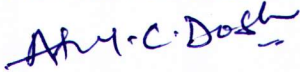
We are enclosing herewith the Shareholding Pattern for the quarter ended September 30, 2015 in terms of Clause 35 of the Listing Agreement entered into with the Stock Exchange.

Request you to kindly take this letter on record and acknowledge the receipt.

Thank you.

For Kapil Raj Finance Limited

KAPIL RAJ FINANCE LIMITED



MANAGING DIRECTOR

Authorised Signatory




Encl: As above

Introductory sub-table (I)(a)

Name of the Company KAPIL RAJ FINANCE LIMITED			
Scrip Code, Name of the scrip, class of security:			
Quarter ended: 30th September, 2015			
Partly paid-up shares:-			
	No. of partly paid-up shares	As a % of total no. of partly paid-up shares	As a % of total no. of shares of the company
Held by promoter/promoter group		#DIV/0!	0
Held by public		#DIV/0!	0
Total - D	0	#DIV/0!	0
Outstanding convertible securities:-			
	No. of outstanding securities	As a % of total no. of outstanding convertible securities	As a % of total no. of shares of the company, assuming full conversion of the convertible securities
Held by promoter/promoter group		#DIV/0!	0
Held by public		#DIV/0!	0
Total - E	0	#DIV/0!	0
Warrants:-			
	No. of warrants	As a % of total no. of warrants	As a % of total no. of shares of the company, assuming full conversion of warrants
Held by promoter/promoter group		#DIV/0!	0
Held by public		#DIV/0!	0
Total - F	0	#DIV/0!	0
Total paid-up capital of the company, assuming full conversion of warrants and convertible securities		5140000	

KAPIL RAJ FINANCE LIMITED



MANAGING DIRECTOR



Statement Showing Shareholding Pattern

Category code	Category of Shareholder	Number of Shareholders	Table (I)(a)		Total shareholding as a percentage of total number of shares		Shares Pledged or otherwise encumbered	
			Total number of shares	Number of shares held in dematerialized form	As a percentage of (A+B) ¹	As a percentage of (A+B+C)	Number of shares	As a percentage (IX)= (VIII)/(IV)*100
(I)	(II)	(III)	(IV)	(V)	(VI)	(VII)	(VIII)	(IX)= (VIII)/(IV)*100
(A)	Shareholding of Promoter and Promoter							
1	Indian							
(a)	Individuals/ Hindu Undivided Family	1	2500	0	0.05	0.05	0	0.00
(b)	Central Government/ State Government(s)	0	0	0	0.00	0.00	0	#DIV/0!
(c)	Bodies Corporate	1	200000	200000	3.89	3.89	0	0.00
(d)	Financial Institutions/ Banks	0	0	0	0.00	0.00	0	#DIV/0!
(e)	Any Others(Specify)	0	0	0	0.00	0.00	0	#DIV/0!
(e-i)	Directors	0	0	0	0.00	0.00	0	#DIV/0!
(e-ii)	Director Relatives	0	0	0	0.00	0.00	0	#DIV/0!
(e-iii)	Person Acting in Concern	0	0	0	0.00	0.00	0	#DIV/0!
	Sub Total(A)(1)	2	202500	200000	3.94	3.94	0	0.00
2	Foreign							
a	Individuals (Non-Residents Individuals/ Foreign Individuals)	0	0	0	0.00	0.00	0	#DIV/0!
b	Bodies Corporate	0	0	0	0.00	0.00	0	#DIV/0!
c	Institutions	0	0	0	0.00	0.00	0	#DIV/0!
d	Qualified Foreign Investor	0	0	0	0.00	0.00	0	#DIV/0!
e	Any Others(Specify)	0	0	0	0.00	0.00	0	#DIV/0!
e-i		0	0	0	0.00	0.00	0	#DIV/0!
e-ii		0	0	0	0.00	0.00	0	#DIV/0!
	Sub Total(A)(2)	0	0	0	0.00	0.00	0	#DIV/0!
	Total Shareholding of Promoter and	2	202500	200000	3.94	3.94	0	0.00
(B)	Public shareholding							
1	Institutions							

KAPIL RAJ FINANCE LIMITED

A.N.C. Doshi
MANAGING DIRECTOR



(a)	Mutual Funds/ UTI	0	0	0	0.00	0.00		
(b)	Financial Institutions / Banks	0	0	0	0.00	0.00		
(c)	Central Government/ State Government(s)	0	0	0	0.00	0.00		
(d)	Venture Capital Funds	0	0	0	0.00	0.00		
(e)	Insurance Companies	0	0	0	0.00	0.00		
(f)	Foreign Institutional Investors	0	0	0	0.00	0.00		
(g)	Foreign Venture Capital Investors	0	0	0	0.00	0.00		
(h)	Qualified Foreign Investor	0	0	0	0.00	0.00		
(i)	Any Other (specify)	0	0	0	0.00	0.00		
(i-i)		0	0	0	0.00	0.00		
(i-ii)		0	0	0	0.00	0.00		
	Sub-Total (B)(1)	0	0	0	0.00	0.00		
B 2	Non-institutions							
(a)	Bodies Corporate	1	300000	300000	5.84	5.84		
(b)	Individuals	0	0	0	0.00	0.00		
I	Individuals -i. Individual shareholders holding nominal share capital up to Rs 1 lakh	523	85894	51600	1.67	1.67		
II	ii. Individual shareholders holding nominal share capital in excess of Rs. 1 lakh.	45	4107606	4020000	79.91	79.91		
(c)	Qualified Foreign Investor	0	0	0	0.00	0.00		
(d)	Any Other (specify)	0	0	0	0.00	0.00		
(d-i)	NRI (Repat & Non Repat)	0	0	0	0.00	0.00		
(d-ii)	OCB's	0	0	0	0.00	0.00		
(d-iii)	Trust	0	0	0	0.00	0.00		
(d-iv)	Hindu Undivided Family	10	444000	426000	8.64	8.64		
(d-v)	Employee	0	0	0	0.00	0.00		
(d-vi)	Clearing Members	0	0	0	0.00	0.00		
	Sub-Total (B)(2)	579	4937500	4797600	96.06	96.06	0	
(B)	Total Public Shareholding (B)= (B)(1)+(B)(2)	579	4937500	4797600	96.06	96.06		
	TOTAL (A)+(B)	581	5140000	4997600	100.00	100.00		
(C)	Shares held by Custodians and against which Depository Receipts have been issued							
1	Promoter and Promoter Group	0	0	0	0.00	0.00	0	#DIV/0!
2	Public	0	0	0	0.00	0.00	0	#DIV/0!
	Sub-Total (C)	0	0	0			0	#DIV/0!
	GRAND TOTAL (A)+(B)+(C)	581	5140000	4997600	100.00	100.00	0	0.00

KAPIL RAJ FINANCE LIMITED

Arun Chahal

MANAGING DIRECTOR



Sr.No	Notes
1	
2	
3	
4	
5	
6	
7	
8	
9	

KAPIL RAJ FINANCE LIMITED

A.M. Chahal

MANAGING DIRECTOR



(I)(b) Statement showing holding of securities (including shares, warrants, convertible securities) of persons belonging to the category "Promoter and Promoter Group"

Sr. No.	Name of the shareholder	Details of Shares held		Encumbered shares (*)			Details of warrants		Details of convertible securities		Total shares (including underlying shares assuming full conversion of warrants and convertible securities) as a % of diluted share capital
		Number of shares held	As a % of grand total (A)+(B)+(C)	No.	As a percentage	As a % of grand total (A)+(B)+(C) of sub-clause (I)(a)	Number of warrants held	As a % total number of warrants of the same class	Number of convertible securities held	As a % total number of convertible securities of the same class	
(I)	(II)	(III)	(IV)	(V)	(VI)=(V)/(III)*100	(VII)	(VIII)	(IX)	(X)	(XI)	(XII)
1	BELAZIO REAL ESTATE PRIVATE LIMITED	200000	3.89		0.00	0.00		#DIV/0!		#DIV/0!	
2	KAVITA JAIN	2500	0.05		0.00	0.00		#DIV/0!		#DIV/0!	
			0.00		#DIV/0!	0.00		#DIV/0!		#DIV/0!	
TOTAL		202500	3.94	0	0.00	0.00	0	#DIV/0!	0	#DIV/0!	0

(*) The term "encumbrance" has the same meaning as assigned to it in regulation 28(3) of the SAST Regulations, 2011


KAPIL RAJ FINANCE LIMITED

A.M. C. Doshi

MANAGING DIRECTOR



(I)(c)(i) Statement showing holding of securities (including shares, warrants, convertible securities) of persons belonging to the category "Public" and holding more than 1% of the total number of shares

Sr. No.	Name of the shareholder	Number of shares held	Shares as a percentage of total number of shares {i.e., Grand Total (A)+(B)+(C) indicated in Statement at para (I)(a) above}	Details of warrants		Details of convertible securities		Total shares (including underlying shares assuming full conversion of warrants and convertible securities) as a % of diluted share capital
				Number of warrants held	As a % total number of warrants of the same class	Number of convertible securities held	% w.r.t total number of convertible securities of the same class	
1	Dinesh Manilal Shah	500000	9.73	0	#DIV/0!	0	#DIV/0!	 KAPIL RAJ FINANCE LIMITED <i>Kapil Raj</i> MANAGING DIRECTOR
2	Bindu Dinesh Shah	500000	9.73	0	#DIV/0!	0	#DIV/0!	
3	PINKLINE FINANCIAL CONSULTANTS LLP	300000	5.84	0	#DIV/0!	0	#DIV/0!	
4	PANKAJ DHOOT HUF	250000	4.86	0	#DIV/0!	0	#DIV/0!	
5	KAILASH PATEL	250000	4.86	0	#DIV/0!	0	#DIV/0!	
6	ANURADHA DHOOT	250000	4.86	0	#DIV/0!	0	#DIV/0!	
7	KRUNAL JAYESH KUWADIA	250000	4.86	0	#DIV/0!	0	#DIV/0!	
8	HARI BHACHUBHAI MUJAT	165000	3.21	0	#DIV/0!	0	#DIV/0!	
9	DINESH KARMAN PATEL	135000	2.63	0	#DIV/0!	0	#DIV/0!	
10	KISHORE BHACHUBHAI MUJAT	110000	2.14	0	#DIV/0!	0	#DIV/0!	
11	PRATIK BHACHUBHAI MUJAT	110000	2.14	0	#DIV/0!	0	#DIV/0!	
12	VIDYA GUL ROHRA	80000	1.56	0	#DIV/0!	0	#DIV/0!	
13	BHAVIN HASMUKH SAVLA	80000	1.56	0	#DIV/0!	0	#DIV/0!	
14	SHASHIN HASMUKH SAVLA	80000	1.56	0	#DIV/0!	0	#DIV/0!	
15	HASMUKH MORARJI SAVLA	80000	1.56	0	#DIV/0!	0	#DIV/0!	
16	VIMAL RASIK SAVLA	80000	1.56	0	#DIV/0!	0	#DIV/0!	
17	RUCHIT HARISH SAVLA	80000	1.56	0	#DIV/0!	0	#DIV/0!	
18	HARISH MORARJI SAVLA	80000	1.56	0	#DIV/0!	0	#DIV/0!	
19	RASIK MORARJI SAVLA	80000	1.56	0	#DIV/0!	0	#DIV/0!	

20	VINOD MORARJI SAVLA	80000	1.56	0	#DIV/0!	0	#DIV/0!	
21	AMI MAYUR VAGHANI	80000	1.56	0	#DIV/0!	0	#DIV/0!	
22	DHAVAL SAVLA	80000	1.56	0	#DIV/0!	0	#DIV/0!	
23	JAYESH R SHAH	80000	1.56	0	#DIV/0!	0	#DIV/0!	
24	NILESH R SHAH	80000	1.56	0	#DIV/0!	0	#DIV/0!	
25	DEEPAK KANJI ARETHIA	70000	1.36	0	#DIV/0!	0	#DIV/0!	
26	SHREYA HARI MUZAT	55000	1.07	0	#DIV/0!	0	#DIV/0!	
			0.00	0	#DIV/0!	0	#DIV/0!	
TOTAL		3985000	77.53	0	#DIV/0!	0	#DIV/0!	0

KAPIL RAJ FINANCE LIMITED

A.M.C. Doshi

MANAGING DIRECTOR



(I)(c)(ii) Statement showing holding of securities (including shares, warrants, convertible securities) of persons (together with PAC) belonging to the category "Public" and holding more than 5% of the total number of shares of the company

Sr. No.	Name(s) of the shareholder(s) and the Persons Acting in Concert (PAC) with them	Number of shares	Shares as a percentage of total number of shares {i.e., Grand Total (A)+(B)+(C) indicated in Statement at para (I)(a) above}	Details of warrants		Details of convertible securities		Total shares (including underlying shares assuming full conversion of warrants and convertible securities) as a % of diluted share capital
				Number of warrants	As a % total number of warrants of the same class	Number of convertible securities held	% w.r.t total number of convertible securities of the same class	
1	Dinesh Manilal Shah	500000	9.73	0	#DIV/0!	0	#DIV/0!	
2	Bindu Dinesh Shah	500000	9.73	0	#DIV/0!	0	#DIV/0!	
3	PINKLINE FINANCIAL CONSULTAN	300000	5.84	0	#DIV/0!	0	#DIV/0!	
			0.00	0	#DIV/0!	0	#DIV/0!	
TOTAL		1300000	25.29	0	#DIV/0!	0	#DIV/0!	0

KAPIL RAJ FINANCE LIMITED

Ashish C. Doshi

MANAGING DIRECTOR



(I)(d) Statement showing details of locked-in shares				
Sr. No.	Name of the shareholder	Number of locked-in shares	Locked-in shares as a percentage of total number of shares {i.e., Grand Total (A)+(B)+(C) indicated in Statement at para (I)(a) above}	Promoter / Promoter Group / I
1	Dinesh Manilal Shah	500000	9.73	Public
2	Bindu Dinesh Shah	500000	9.73	Public
3	PINKLINE FINANCIAL CONSULTANTS LLP	300000	5.84	Public
4	PANKAJ DHOOT HUF	250000	4.86	Public
5	KAILASH PATEL	250000	4.86	Public
6	ANURADHA DHOOT	250000	4.86	Public
7	KRUNAL JAYESH KUWADIA	250000	4.86	Public
8	BELAZIO REAL ESTATE PRIVATE LIMITED	200000	3.89	Promoter/Promoter Group
9	HARI BHACHUBHAI MUJAT	165000	3.21	Public
10	DINESH KARMAN PATEL	135000	2.63	Public
11	KISHORE BHACHUBHAI MUJAT	110000	2.14	Public
12	PRATIK BHACHUBHAI MUJAT	110000	2.14	Public
13	VIDYA GUL ROHRA	80000	1.56	Public
14	BHAVIN HASMUKH SAVLA	80000	1.56	Public
15	SHASHIN HASMUKH SAVLA	80000	1.56	Public
16	HASMUKH MORARJI SAVLA	80000	1.56	Public
17	VIMAL RASIK SAVLA	80000	1.56	Public
18	RUCHIT HARISH SAVLA	80000	1.56	Public
19	HARISH MORARJI SAVLA	80000	1.56	Public
20	RASIK MORARJI SAVLA	80000	1.56	Public
21	VINOD MORARJI SAVLA	80000	1.56	Public
22	AMI MAYUR VAGHANI	80000	1.56	Public
23	DHAVAL SAVLA	80000	1.56	Public
24	JAYESH R SHAH	80000	1.56	Public
25	NILESH R SHAH	80000	1.56	Public
26	DEEPAK KANJI ARETHIA	70000	1.36	Public
27	SHREYA HARI MUZAT	55000	1.07	Public
28	RASIKLAL SANKALCHAND SHAH (HUF)	50000	0.97	Public
29	TUSHAR RAMESHCHANDRA SHAH	50000	0.97	Public

KAPIL RAJ FINANCE LIMITED

A.M.C. Datta
MANAGING DIRECTOR



(II)(a) Statement showing details of Depository Receipts (DRs)

Sr. No.	Type of outstanding DR (ADRs, GDRs, SDRs, etc.)	Number of outstanding DRs	Number of shares underlying outstanding DRs	Shares underlying outstanding DRs as a percentage of total number of shares {i.e., Grand Total (A)+(B)+(C) indicated in Statement at para (I)(a) above}
1	Nil	0	0	0.00
TOTAL		0	0	0.00

KAPIL RAJ FINANCE LIMITED

A. M. C. Doshi
MANAGING DIRECTOR



(II)(b) Statement showing holding of Depository Receipts (DRs), where underlying shares held by "promoter/promoter group" are in excess of 1% of the total number of shares

Sr. No.	Name of the DR Holder	Type of outstanding DR (ADRs, GDRs, SDRs, etc.)	Number of shares underlying outstanding DRs	Shares underlying outstanding DRs as a percentage of total number of shares {i.e., Grand Total (A)+(B)+(C) indicated in Statement at para (I)(a) above}
1	NIL	0	0	0.00
TOTAL			0	0.00

KAPIL RAJ FINANCE LIMITED

A.M.C. Doshi
MANAGING DIRECTOR

